


Earls Court Project




Royal Borough of Kensington & Chelsea
Application 1

Railplan Outputs

Prepared for EC Properties Ltd
by WSP & Halcrow

June 2011





2007	Putney Br	Parsons Green	Fulham Bdy	W Brampton	Earls Court	High St Ken	Notting Hill Gate	Baywater	Paddington
District Line	2766	7179	10333	11310	12271	13202	14184	15166	16148
Flow 1 Hour	3114	3677	3812	4107	4381	4655	4929	5203	5477
3H Standees/m2	0.0	0.0	0.1	0.1	0.1	0.1	0.1	0.1	0.1
3H Standees/m2	0.0	0.0	0.2	0.2	0.2	0.2	0.2	0.2	0.2
3H Standees/m2	0.0	0.0	0.3	0.3	0.3	0.3	0.3	0.3	0.3

2021 Base -	Putney Br	Parsons Green	Fulham Bdy	W Brampton	Earls Court	High St Ken	Notting Hill Gate	Baywater	Paddington
District Line	2760	8238	13172	14480	15392	16304	17216	18128	19040
Flow 1 Hour	3104	4088	4172	4468	4752	5036	5320	5604	5888
3H Standees/m2	0.0	0.0	0.2	0.2	0.2	0.2	0.2	0.2	0.2
3H Standees/m2	0.0	0.0	0.3	0.3	0.3	0.3	0.3	0.3	0.3

2021 RBKC-Stageone	Putney Br	Parsons Green	Fulham Bdy	W Brampton	Earls Court	High St Ken	Notting Hill Gate	Baywater	Paddington
District Line	7020	8001	12178	14484	15396	16308	17220	18132	19044
Flow 1 Hour	4118	5001	5112	5408	5692	5976	6260	6544	6828
3H Standees/m2	0.0	0.0	0.2	0.2	0.2	0.2	0.2	0.2	0.2
3H Standees/m2	0.0	0.0	0.3	0.3	0.3	0.3	0.3	0.3	0.3

2007	Putney Br	Parsons Green	Fulham Bdy	W Brampton	Earls Court	High St Ken	Notting Hill Gate	Baywater	Paddington
District Line	6750	8488	11415	12271	13127	14083	15039	16095	17151
Flow 1 Hour	3450	4022	4212	4502	4792	5082	5372	5662	5952
3H Standees/m2	0.0	0.0	0.1	0.1	0.1	0.1	0.1	0.1	0.1
3H Standees/m2	0.0	0.0	0.2	0.2	0.2	0.2	0.2	0.2	0.2

2021 Base -	Putney Br	Parsons Green	Fulham Bdy	W Brampton	Earls Court	High St Ken	Notting Hill Gate	Baywater	Paddington
District Line	6222	11223	15169	16392	17615	18838	20061	21284	22507
Flow 1 Hour	4882	5822	6122	6422	6722	7022	7322	7622	7922
3H Standees/m2	0.0	0.0	0.3	0.3	0.3	0.3	0.3	0.3	0.3
3H Standees/m2	0.0	0.0	0.4	0.4	0.4	0.4	0.4	0.4	0.4

2021 RBKC-Stageone	Putney Br	Parsons Green	Fulham Bdy	W Brampton	Earls Court	High St Ken	Notting Hill Gate	Baywater	Paddington
District Line	6222	11223	15169	16392	17615	18838	20061	21284	22507
Flow 1 Hour	4882	5822	6122	6422	6722	7022	7322	7622	7922
3H Standees/m2	0.0	0.0	0.3	0.3	0.3	0.3	0.3	0.3	0.3
3H Standees/m2	0.0	0.0	0.4	0.4	0.4	0.4	0.4	0.4	0.4

2007	Putney Br	Parsons Green	Fulham Bdy	W Brampton	Earls Court	High St Ken	Notting Hill Gate	Baywater	Paddington
District Line	13076	14886	17638	18327	19016	19705	20394	21083	21772
Flow 1 Hour	7011	8022	8222	8422	8622	8822	9022	9222	9422
3H Standees/m2	0.0	0.0	0.2	0.2	0.2	0.2	0.2	0.2	0.2
3H Standees/m2	0.0	0.0	0.3	0.3	0.3	0.3	0.3	0.3	0.3

2021 Base -	Putney Br	Parsons Green	Fulham Bdy	W Brampton	Earls Court	High St Ken	Notting Hill Gate	Baywater	Paddington
District Line	17109	19103	22438	23854	25269	26685	28100	29516	30931
Flow 1 Hour	6209	7209	7309	7409	7509	7609	7709	7809	7909
3H Standees/m2	0.0	0.0	0.4	0.4	0.4	0.4	0.4	0.4	0.4
3H Standees/m2	0.0	0.0	0.5	0.5	0.5	0.5	0.5	0.5	0.5

2021 RBKC-Stageone	Putney Br	Parsons Green	Fulham Bdy	W Brampton	Earls Court	High St Ken	Notting Hill Gate	Baywater	Paddington
District Line	17109	19103	22438	23854	25269	26685	28100	29516	30931
Flow 1 Hour	6209	7209	7309	7409	7509	7609	7709	7809	7909
3H Standees/m2	0.0	0.0	0.4	0.4	0.4	0.4	0.4	0.4	0.4
3H Standees/m2	0.0	0.0	0.5	0.5	0.5	0.5	0.5	0.5	0.5

2007	Putney Br	Persons Grn	Fulham Bdy	W Brampton	Earls Court	High St Kan	Notting Hill Gate	Baywater	Paddington
Overall Link	1760	2020	2250	2274	2188	2871	2807	2807	2807
Flow 3 Hour	909	1036	1151	1137	1138	1428	1353	1353	1353
Flow 1 Hour	303	345	384	379	379	476	451	451	451
3H Standees/m2	1.4	1.6	1.7	1.7	1.7	2.1	2.0	2.0	2.0

2011 Base -	Putney Br	Persons Grn	Fulham Bdy	W Brampton	Earls Court	High St Kan	Notting Hill Gate	Baywater	Paddington
Overall Link	2262	2534	2802	2831	2885	3425	3249	3249	3249
Flow 3 Hour	1216	1386	1511	1503	1503	1924	1804	1804	1804
Flow 1 Hour	405	462	504	501	501	641	601	601	601
3H Standees/m2	1.8	2.0	2.2	2.2	2.2	2.7	2.5	2.5	2.5

2011 Cumulative	Putney Br	Persons Grn	Fulham Bdy	W Brampton	Earls Court	High St Kan	Notting Hill Gate	Baywater	Paddington
Overall Link	4022	4554	5052	5105	5073	6846	6056	6056	6056
Flow 3 Hour	2125	2472	2662	2636	2641	3348	3157	3157	3157
Flow 1 Hour	720	828	888	874	874	1087	1052	1052	1052
3H Standees/m2	1.5	1.7	1.8	1.8	1.8	2.2	2.1	2.1	2.1

2007	Putney Br	Persons Grn	Fulham Bdy	W Brampton	Earls Court	High St Kan	Notting Hill Gate	Baywater	Paddington
Overall Link	1760	2020	2250	2274	2188	2871	2807	2807	2807
Flow 3 Hour	909	1036	1151	1137	1138	1428	1353	1353	1353
Flow 1 Hour	303	345	384	379	379	476	451	451	451
3H Standees/m2	1.4	1.6	1.7	1.7	1.7	2.1	2.0	2.0	2.0

2011 Base -	Putney Br	Persons Grn	Fulham Bdy	W Brampton	Earls Court	High St Kan	Notting Hill Gate	Baywater	Paddington
Overall Link	2262	2534	2802	2831	2885	3425	3249	3249	3249
Flow 3 Hour	1216	1386	1511	1503	1503	1924	1804	1804	1804
Flow 1 Hour	405	462	504	501	501	641	601	601	601
3H Standees/m2	1.8	2.0	2.2	2.2	2.2	2.7	2.5	2.5	2.5

2011 Cumulative	Putney Br	Persons Grn	Fulham Bdy	W Brampton	Earls Court	High St Kan	Notting Hill Gate	Baywater	Paddington
Overall Link	4022	4554	5052	5105	5073	6846	6056	6056	6056
Flow 3 Hour	2125	2472	2662	2636	2641	3348	3157	3157	3157
Flow 1 Hour	720	828	888	874	874	1087	1052	1052	1052
3H Standees/m2	1.5	1.7	1.8	1.8	1.8	2.2	2.1	2.1	2.1

2007	Putney Br	Persons Grn	Fulham Bdy	W Brampton	Earls Court	High St Kan	Notting Hill Gate	Baywater	Paddington
Overall Link	1760	2020	2250	2274	2188	2871	2807	2807	2807
Flow 3 Hour	909	1036	1151	1137	1138	1428	1353	1353	1353
Flow 1 Hour	303	345	384	379	379	476	451	451	451
3H Standees/m2	1.4	1.6	1.7	1.7	1.7	2.1	2.0	2.0	2.0

2011 Base -	Putney Br	Persons Grn	Fulham Bdy	W Brampton	Earls Court	High St Kan	Notting Hill Gate	Baywater	Paddington
Overall Link	2262	2534	2802	2831	2885	3425	3249	3249	3249
Flow 3 Hour	1216	1386	1511	1503	1503	1924	1804	1804	1804
Flow 1 Hour	405	462	504	501	501	641	601	601	601
3H Standees/m2	1.8	2.0	2.2	2.2	2.2	2.7	2.5	2.5	2.5

2011 Cumulative	Putney Br	Persons Grn	Fulham Bdy	W Brampton	Earls Court	High St Kan	Notting Hill Gate	Baywater	Paddington
Overall Link	4022	4554	5052	5105	5073	6846	6056	6056	6056
Flow 3 Hour	2125	2472	2662	2636	2641	3348	3157	3157	3157
Flow 1 Hour	720	828	888	874	874	1087	1052	1052	1052
3H Standees/m2	1.5	1.7	1.8	1.8	1.8	2.2	2.1	2.1	2.1

