

# Earls Court Masterplan

London Borough of Hammersmith & Fulham  
Application 2

---

## Railplan Outputs


---


Prepared for EC Properties Ltd  
by WSP & Halcrow


June 2011

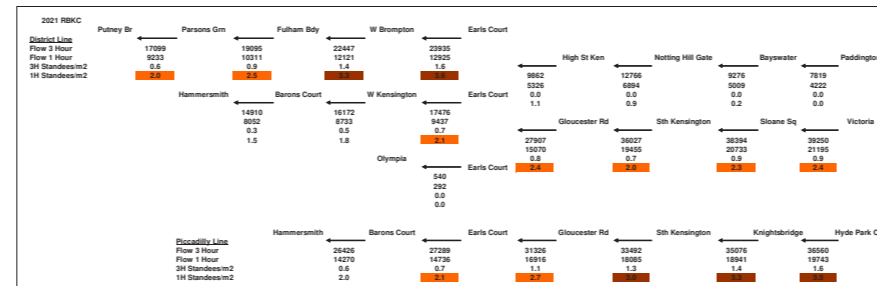
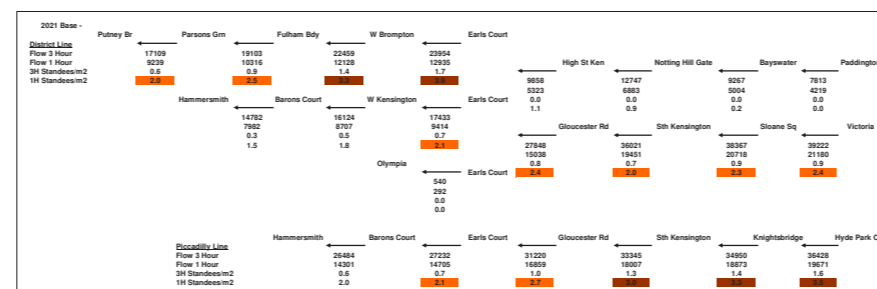
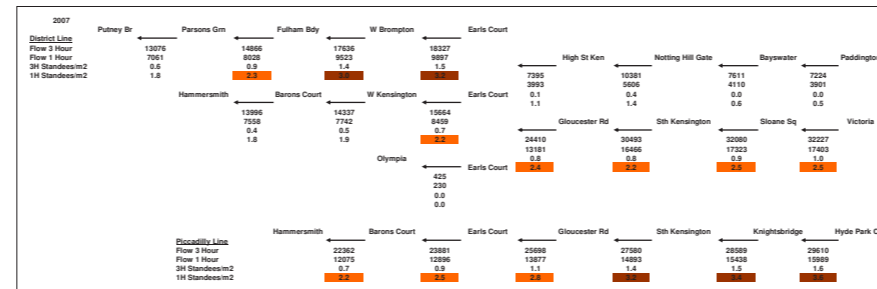




























2007

District Line	Putney Br	Parsons Gm	Fulham Bdy	W Brompton	Earls Court	High St Ken	Notting Hill Gate	Bayswater	Paddington
Flow 3 Hour	5766	7179	10393	11310	1107	3851	10228	7971	6944
Flow 1 Hour	3114	3877	5612	6107	1.4	2089	5523	4304	3759
3H Standees/m2	0.0	0.0	0.1	0.3	0.0	0.0	0.4	0.0	0.0
1H Standees/m2	0.0	0.3	1.2	1.4	0.0	0.0	1.4	0.8	0.5
		Hammersmith	Barons Court	W Kensington	Earls Court	Gloucester Rd	Sth Kensington	Sloane Sq	Victoria
Flow 3 Hour	868	10151	10770	10770	15022	20050	25621	29069	
Flow 1 Hour	5230	5482	5978	5978	8112	10827	13943	19955	
3H Standees/m2	0.0	0.0	0.0	0.0	0.0	0.0	0.4	0.7	
1H Standees/m2	0.0	0.6	0.8	0.8	0.7	0.8	1.6	2.4	
			Olympia	Earls Court	Gloucester Rd	Sth Kensington	Knightbridge	Hyde Park Cvr	
Flow 3 Hour	11833	12934	11962	11962	13586	15564	20924		
Flow 1 Hour	6290	6864	6670	6670	8796	8415	11209		
3H Standees/m2	0.0	0.0	0.0	0.0	0.0	0.0	0.0	0.0	
1H Standees/m2	0.2	0.4	0.3	0.3	0.4	0.9	1.8		

2021 Base -

District Line	Putney Br	Parsons Gm	Fulham Bdy	W Brompton	Earls Court	High St Ken	Notting Hill Gate	Bayswater	Paddington
Flow 3 Hour	7600	9228	13172	14485	1485	5057	12365	9499	7882
Flow 1 Hour	4104	5099	7113	7827	1.4	2731	6877	5129	4257
3H Standees/m2	0.0	0.0	0.0	0.2	0.0	0.0	0.0	0.0	0.0
1H Standees/m2	0.0	0.2	1.1	1.4	0.0	0.0	0.8	0.2	0.0
		Hammersmith	Barons Court	W Kensington	Earls Court	Gloucester Rd	Sth Kensington	Sloane Sq	Victoria
Flow 3 Hour	11286	11815	12555	12555	17796	24423	31131	35905	
Flow 1 Hour	6094	6390	6790	6790	9610	13188	16311	19989	
3H Standees/m2	0.0	0.0	0.0	0.0	0.0	0.0	0.4	0.7	
1H Standees/m2	0.0	0.7	0.8	1.0	0.8	0.8	1.5	2.8	
			Olympia	Earls Court	Gloucester Rd	Sth Kensington	Knightbridge	Hyde Park Cvr	
Flow 3 Hour	14622	16238	15433	15433	16396	19963	26764		
Flow 1 Hour	7572	8823	8334	8334	8805	10748	14453		
3H Standees/m2	0.0	0.0	0.0	0.0	0.0	0.0	0.0	0.0	
1H Standees/m2	0.1	0.5	0.3	0.3	0.5	1.0	2.0		

2021 RBKC-Seagrave

District Line	Putney Br	Parsons Gm	Fulham Bdy	W Brompton	Earls Court	High St Ken	Notting Hill Gate	Bayswater	Paddington
Flow 3 Hour	7620	9261	13173	14494	1484	5056	12369	9519	7886
Flow 1 Hour	4115	5095	7113	7827	1.4	2720	6890	5140	4265
3H Standees/m2	0.0	0.0	0.0	0.2	0.0	0.0	0.0	0.0	0.0
1H Standees/m2	0.0	0.2	1.1	1.4	0.0	0.0	0.8	0.2	0.0
		Hammersmith	Barons Court	W Kensington	Earls Court	Gloucester Rd	Sth Kensington	Sloane Sq	Victoria
Flow 3 Hour	11301	11836	12555	12555	17878	24504	31218	35955	
Flow 1 Hour	6103	6391	6795	6795	9654	13232	16508	19962	
3H Standees/m2	0.0	0.0	0.0	0.0	0.0	0.0	0.4	0.7	
1H Standees/m2	0.0	0.7	0.8	1.0	0.8	0.8	1.5	2.8	
			Olympia	Earls Court	Gloucester Rd	Sth Kensington	Knightbridge	Hyde Park Cvr	
Flow 3 Hour	14679	16415	15554	15554	16427	20008	26855		
Flow 1 Hour	7603	8864	8399	8399	8871	10804	14502		
3H Standees/m2	0.0	0.0	0.0	0.0	0.0	0.0	0.0	0.0	
1H Standees/m2	0.1	0.5	0.3	0.3	0.5	1.0	2.0		

